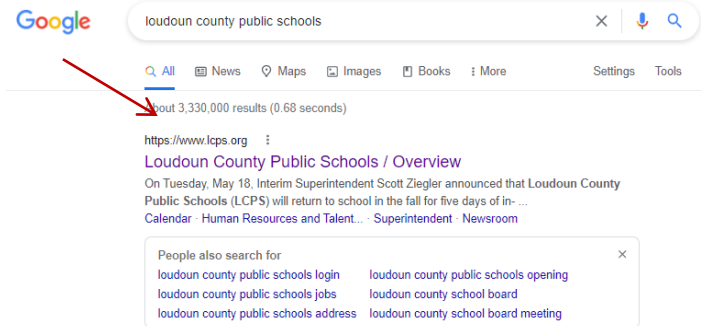


How to Navigate Public School Sites

Step 1

Go to your county's public school website.

For example: Go to the Loudoun County Public School website.



Step 2

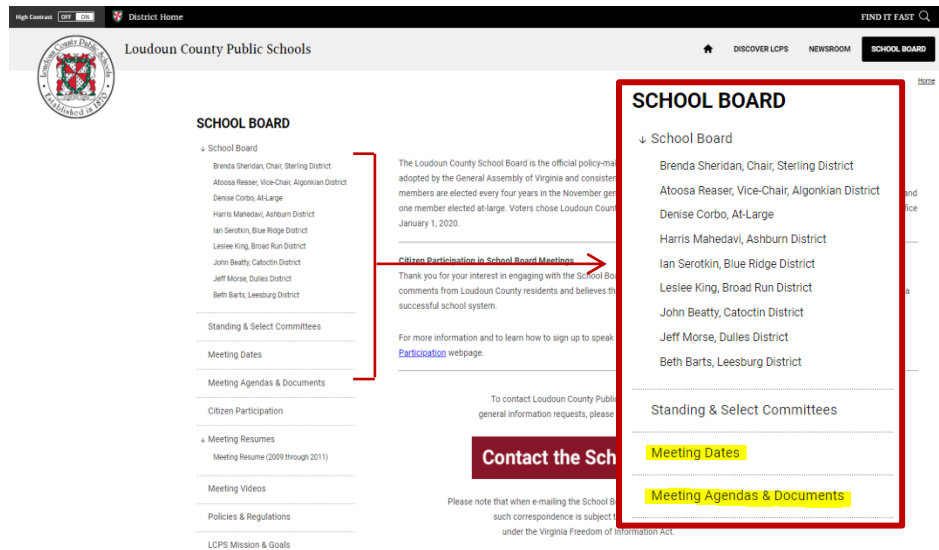
Find the "School Board" section of the website.



Note: Sometimes you may have to search the website to locate the "School Board" page.

Step 3

After going to the "School Board" section, find the "Meeting Dates" and/or "Meeting Agendas & Documents" option to view when your school board will be meeting, as well as what topics will be discussed.



Note: Some websites will allow you to go directly to "Board Docs" (See Step 4).

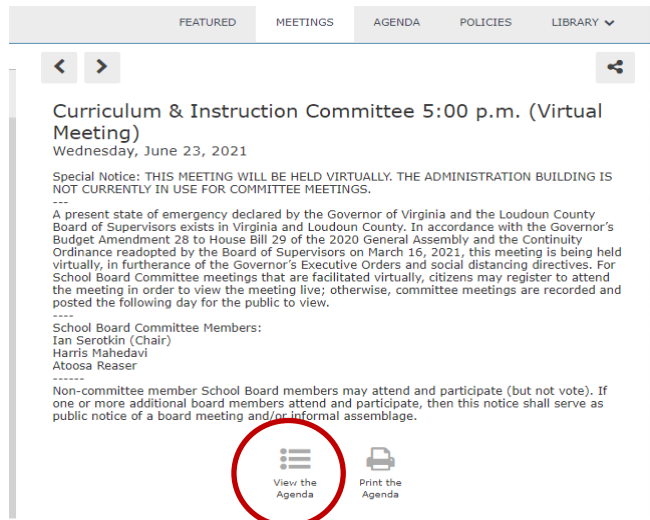
Step 4

You can access the documents discussed in the meetings by selecting "Meetings & Documents". This will take you to a new website called "Board Docs".



Step 5

Then, once you've selected your desired meeting; select "View the Agenda"



Step 6

Once you're on the "View the Agenda" page, you can view the details of the meeting. On the left side, you can select "Agenda" with the document icon to view all of the documents that are used/discussed during the respective meeting.

